



Installation Instructions

Tailgate Lock PL4000

Nissan Frontier 1986-2000

Contents:

Lock Assembly, 2 keys
Instructions, Warranty Card

Tools Required:

Screw Driver

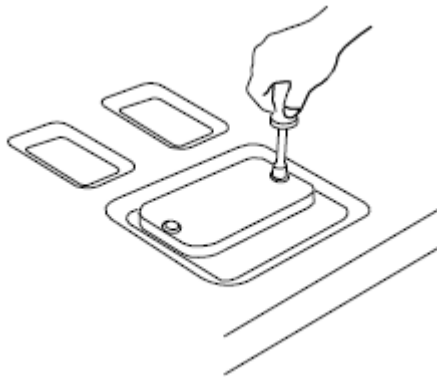
Tech Support:

Call: 920-283-1933
Email: technicalsupport@popandlock.net

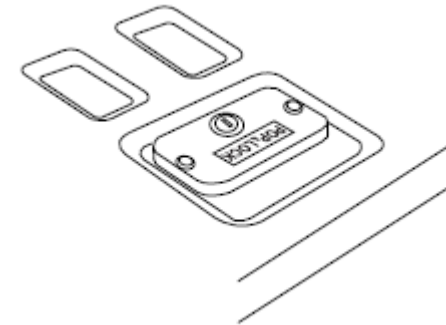
For the latest instructions, please
visit www.popandlock.net

This POP&LOCK mounts on the inside of the tailgate.

NOTE: If your truck has a bedliner, you must drill an access hole in it for the lock using a 1" diameter hole saw.




- 1.** Lower the tailgate. Remove the bedliner. Remove the access panel.



- 2.** Replace the access panel with the POP&LOCK.



LIMITED WARRANTY TERMS & CONDITIONS

 Toll Free: 1 (844) 996-5625

 1271 Contract Drive, Green Bay WI, 54304

 customerservice@popandlock.net

INSTALLATION

Pop & Lock™, LLC (and Pop & Lock™ Corporation) is not responsible for installing the Pop & Lock™ or for the harm suffered by any person as a result of installing it.

WARRANTIES

- a. Customer acknowledges that it is unreasonable to believe that any device what so ever will prevent a theft in the case of every attempt and that the most that can be expected from a so-called anti-theft or security device is that it will deter many thieves.
- b. POP & LOCK™ LLC. (and Pop & Lock™ Corporation) MAKES, AND CUSTOMER RECEIVES, NO WARRANTY, EXPRESSED OR IMPLIED, EXCEPT THE WARRANTIES OF TITLE TO THE POP & LOCK™ AND THEIR MERCHANTABILITY, PARTICULARLY NO WARRANTY OF FITNESS FOR A PARTICULAR USE OR PURPOSE OR AGAINST INFRINGEMENT.
- c. As Customer's only remedy, Pop & Lock™, LLC (and Pop & Lock™ Corporation) will repair or replace, at its option and without charge, any lock that is defective in material or workmanship when received by Customer and is returned to Pop & Lock™ LLC (and Pop & Lock™ Corporation), FOB Pop & Lock™ Corporation's offices, within one year after its receipt by the Customer. Pop & Lock LLC will ship all replacement, or repaired, locks to Customer, FOB Pop & Lock™'s shipping point.
- d. Factory support is only available for Pop & Lock™ products purchased as new through an Authorized Pop & Lock™ dealer.
Please Note: Pop & Lock™ products purchased on Buy/Sell/Trade websites (i.e. Craigslist) will not be covered under factory warranty. Products purchased from an authorized dealer as "new" on Amazon will follow normal warranty policy, process and procedures. Products purchased from Ebay as "new" must follow their website warranty policy, process and procedures. Pop & Lock™ products sold as "used", "refurbished", "open box" etc. cannot be verified by Pop & Lock™, LLC (and Pop & Lock™ Corporation) and Pop & Lock, LLC (and Pop & Lock™ Corporation) is unable to warranty such purchases. Pop & Lock, LLC advises using extreme caution when buying through auction sites as you will be doing so at your own risk.

NO LIABILITY

Pop & Lock™ Corporation is not liable for any loss or damage claimed by Customer or any third person to have been suffered or incurred as a result, or related to, the locks purchased under this Agreement, regardless of the circumstances or form of action, except any bodily injury or death for which Pop & Lock™ is liable under products-liability law. Without limiting the generality of the foregoing, in no event will Pop & Lock™ LLC be liable to Customer for any indirect, special, or consequential damages, regardless of the circumstances or the cause of action, particularly not for the value of a vehicle, or any other money damages in the event that a tailgate is stolen either notwithstanding the use of a Pop & Lock™ or when it has been returned for repair or replacement.

END OF TERMS AND CONDITIONS

Pop and Lock's limited warranty expires one (1) year after date of purchase.

Proof of purchase is required for warranty claims. Please submit a scanned copy or electronic image/photo of your receipt through one of the following methods:

E-mail: technicalsupport@popandlock.net

Fax: 855-491-5911

Please be sure to include:

- Name, preferred shipping address and phone number
 - Make and model year of truck
 - Model/Part Number of the lock
- Brief description of the problem being experienced
 - Photos/Video showing issue (email only)